

Galintel®

RETAINING WALL POSTS

Selection & Installation Guide



Contents

	Page No.
01 Introduction	02
02 Products	03
100mm Series	03
150mm Series	04
Fence Brackets	05
03 Installation Guide	06

Galintel® THE TRUSTED NAME IN HOT-DIP GALVANISED STEEL BUILDING PRODUCTS



Galintel stocks and supplies an extensive range of heavy duty retaining wall steel posts and accessories, hot-dip galvanised complying with AS/NZS 4680:2006 to ensure durability.

Building Approval & Certification

The Australian Standard AS 4678-2002 Earth Retaining Structures is a national standard, however its important to note local and state government requirements vary around Australia. It is recommended that you check with local authorities prior to commencement.

Special designs may also be required depending on wall height, post spacing, slope steepness or soil conditions. Retaining walls may also be required to be battered back from the vertical (leans back into the bank).

Materials

All steel posts are hot-dip galvanised complying with AS/ NZ 4680:2006. Minimum concrete grade in post hole to be 25MPa. For simplicity, this guide is based on installing a 1m high wall with 200 x 75 x 1800mm timber sleepers.

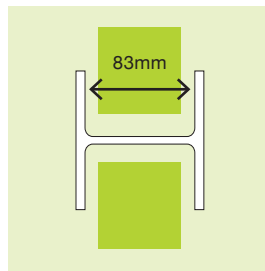
Adequate drainage is critical to avoid water retention. Drainage ag-pipe, non woven geotextile fabric, waterproof plastic membrane and gravel shall be installed to the rear of the retaining wall. Draining shall be installed in accordance with AS/NZS 3500 Plumbing & Drainage and other relevant codes and guidelines.

RETAINING WALL POST

100MM SERIES TO SUIT 75MM SLEEPERS

Hot-Dip galvanised to comply with AS/NZS 4680:2006

H-Section Joiner Post

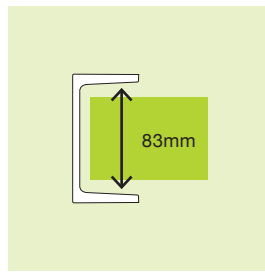


Available standard length range – 100mm Series:

(m)	0.9	1.2	1.5	1.8	2.1	2.4	2.7	3.0	3.3	3.6
H-Section	✓	✓	✓	✓	✓	✓	✓	✓	✓	✓

Steel weight guide: 14.8kg/m

C-Section End Post

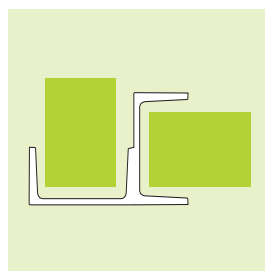


Available standard length range – 100mm Series:

(m)	0.9	1.2	1.5	1.8	2.1	2.4	2.7	3.0	3.3	3.6
C-Section	✓	✓	✓	✓	✓	✓	✓	✓	✓	✓

Steel weight guide: 8.33kg/m

90° Corner Post

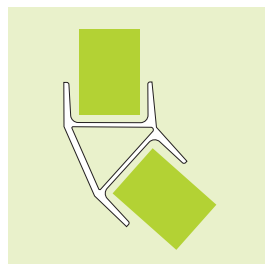



Available standard length range – 100mm Series:

(m)	0.9	1.2	1.5	1.8	2.1	2.4	2.7	3.0
90° Joiner	✓	✓	✓	✓	✓	✓	✓	✓

Steel weight guide: 17.0kg/m

45° Corner Post



Available standard length range – 100mm Series:

(m)	0.9	1.2	1.5	1.8	2.1	2.4	2.7	3.0
45° Joiner	✓	✓	✓	✓	✓	✓	✓	✓

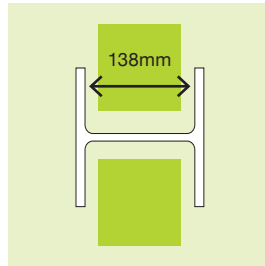
Steel weight guide: 20.0kg/m

HEAVY DUTY RETAINING WALL POST

150MM SERIES TO SUIT 100MM SLEEPERS

Hot-dip galvanised to comply with AS/NZS 4680:2006

H-Section Joiner Post

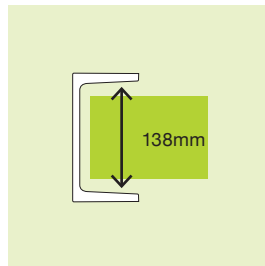


Available standard length range – 150mm Series:

(m)	1.2	1.6	2.0	2.4	2.6	2.8	3.0	3.2	3.4	3.6	3.8	4.0	4.2	4.4	4.6	4.8
H-Section	✓	✓	✓	✓	✓	✓	✓	✓	✓	✓	✓	✓	✓	✓	✓	✓

Steel weight guide: 23.4kg/m

C-Section End Post




Available standard length range – 150mm Series:

(m)	1.2	1.6	2.0	2.4	2.6	2.8	3.0	3.2	3.4	3.6	3.8	4.0	4.2	4.4	4.6	4.8
C-Section	✓	✓	✓	✓	✓	✓	✓	✓	✓	✓	✓	✓	✓	✓	✓	✓

Steel weight guide: 17.7kg/m

Other lengths available on request & conditions apply.



RETAINING WALL FENCE BRACKET

Galintel Fence Brackets are designed specifically to join timber and steel fence posts to Galintel Retaining Wall Posts and are hot-dip galvanised to comply with AS/NZS 4680:2006.

Their universal design makes them suitable for both 100mm & 150mm Series Galintel Retaining Wall Posts, providing easy installation when constructing timber and steel fencing on top of retaining walls.

Timber Fence Bracket



Available range:

Available in 6mm for timber fence posts

Suits: H Post, C Post, 90° Corner Post, and 45° Corner Post

Code: RWPFBHDT

Nut, bolt and washer included

Steel Fence Standard Bracket



Available range:

Available in 6mm for steel fence posts

Suits: H Post, C Post, 90° Corner Post, and 45° Corner Post

Code: RWPFBFS

Nut, bolt and washer included

Steel Fence Offset Bracket



Available range:

Available in 6mm for steel fence posts

Suits: 90° Corner Post

Code: RWPFBFS90

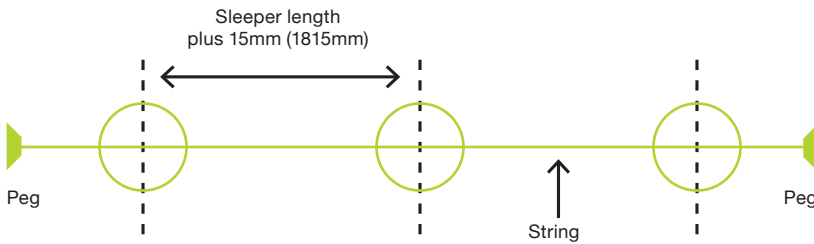
Nut, bolt and washer included



ASSEMBLY AND INSTALLATION

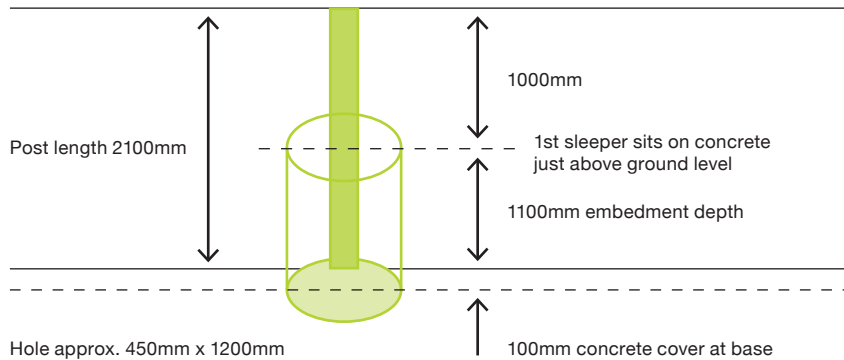
STEP 1: Setup

Use a string line to ensure correct alignment and set pegs about 500mm from the ends of the retaining wall.



STEP 2: Post Holes

The post holes into which the retaining wall posts will be placed shall be 450mm diameter with minimum 100mm concrete cover below the post. Footing depth is typically equal to the height of the retaining wall. For this example, therefore, the post hole is 1200mm.



STEP 3: Alignment & Concrete

Once the holes are ready, place post and align with a spirit level. Fix a timber guide rail along the string line to ensure the concrete levels are all equal. The timber rail guide can also be used to stabilise the retaining wall post during concrete pouring.

Pour concrete into holes and level.



**STEP 4:
Installing Sleepers**

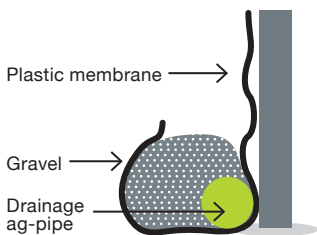
After the concrete has cured, place the first sleeper and check alignment. Packing material may be required to ensure the sleeper is level. The first sleeper rests on the concrete surface slightly above ground level.

The remaining sleepers can now be added.



**STEP 5:
Drainage & Backfill**

Place non woven geotextile fabric or a plastic waterproof membrane behind the retaining wall. Position the ag-pipe at the bottom of the wall and fill with gravel to approx. 300mm deep to allow for drainage.



**STEP 6:
Caution**

Although timber sleepers are designed to retain the soil load behind the wall, they are not designed to take extra loads due to placement of machinery or heavy equipment directly behind the wall. It is recommended that no additional loads be placed within 1m of the wall edge.


NOTE: The information in this publication is provided for use as a GUIDE ONLY. Except to the extent that responsibility cannot lawfully be excluded, NEPEAN Building & Infrastructure does not accept responsibility for any loss or damage of any kind however arising in connection with the selection and use of Galintel® Retaining Wall Post. It is recommended that local council building requirements and professional advice be sought in the selection and use of Galintel® Retaining Wall Post.



READY TO ORDER?

Speak with your local retailer or trade centre to help configure the right solution for your needs.

Build with Confidence. **Build with Galintel.**
Call **1800LINTEL** or visit **galintel.com.au**



Ask about our Heavy Duty Retaining Wall Fence Brackets



Australia's largest integrated manufacturer and supplier of galvanised metal products for residential, commercial and industrial buildings.

Proudly Australian Owned.

Information contained in this brochure is supplied in good faith and with the view to assist the user in the correct selection of our products. Customers are responsible for ensuring that products usage is appropriate, fit for purpose, safe and compliant with relevant Australian Standards and Building Codes. While every care is taken to ensure that the information contained in this brochure is correct, no warranty is made nor is any condition expressed or implied. The information contained herein does not constitute an offer nor do we guarantee its accuracy or completeness and assume no responsibility for errors or omissions or for any consequences of reliance on this publication. NEPEAN Building and Infrastructure is committed to continual product improvement and therefore reserves the right to change details and designs without notice. Warranty conditions apply, refer to galintel.com.au for more details. © Copyright 2022 NEPEAN Building & Infrastructure [ABN 54 125 224 302]. A division of NEPEAN. [09/2022]