


# BAL 40 ENVIRO-SEAL ENTRANCE FRAMES



ENVIRO-SEAL - EXTERNAL SIDE



ENVIRO-SEAL - INTERNAL SIDE

## INTRODUCTION

- Corinthian's BAL 40 Enviro-seal entrance frames are designed to meet the requirements of building or renovating in bushfire zones up to bushfire attack level ratings of BAL 40.

## KEY FEATURES

- Fitted with fire retardant bulb seals.
- Insulates your entrance from wind, noise, water and air leakage around all 4 sides of the door when closed.
- Durable aluminium self-draining sill, conducts rain away from the door and reduces dirt penetration.
- Tested and certified to meet the requirements when building or renovating in a bushfire zone up to BAL 40.
- Compatible with Corinthian's extensive range of BAL 29 and BAL 40 bushfire doors.
- Backed by a 5 year warranty.

EXTERNAL SIDE - ENVIRO-SEAL SILL	INTERNAL SIDE - ENVIRO-SEAL SILL	BAL RATING	
		 <p>Deemed to satisfy AS3959. Installation within building must be in accordance with AS3959.</p>	 <p>To obtain BAL 40 certification, a BAL 40 door, frame, sidelight, hardware and door furniture must all be supplied by Corinthian doors.</p>

# BAL 40 ENVIRO-SEAL ENTRANCE FRAMES

## IMPROVED INSULATION

Seals are factory fitted into the jamb and across the self-draining tread for improved insulation.



Factory fitted seals. Once the door is closed, air leakage is minimised and your entrance is insulated from wind, water & noise.



Self-draining weep hole.



## SELF-DRAINING

The self-draining sill channels rain water away from your door and reduces the penetration of dirt into your home.

**Important note:** Never hose your front door down and avoid getting your doors wet even after painting or staining and sealing.



When the door is closed, rain water may collect on top of the seal. Upon the door being opened, rain water pools on the sill and then drains outside via the sill channel.



Take care not to block the self-draining sill flap with render, silicone or paint, as this may cause water to become trapped, causing damage to the door and sill.



# BAL 40 ENVIRO-SEAL ENTRANCE FRAMES

## DURABLE TREAD

Heavy duty anodised aluminium tread provides durability for greater product endurance.



Heavy duty aluminium tread. To protect the sill during the construction phase on site, the sill is delivered with a protective cover (folded sheet metal plate and plastic film). This should remain on the sill throughout the duration of the build and removed once the final door is ready to be installed.



## BAL 40 CERTIFIED

Frame is fitted with fire retardant bulb seals and is tested and certified up to BAL 40.



Fire retardant bulb seals.




To obtain BAL 40 certification, a BAL 40 door, frame, sidelight, hardware and door furniture must all be supplied by Corinthian doors.



# BAL 40 ENVIRO-SEAL ENTRANCE FRAMES

## SIZING

### BAL 40 SINGLE ENTRY AND SIDELIGHT FRAMES

	DOOR SIZE	2040 X 820	2040 X 870	2040 X 920	2040 X 1020	2340 X 820	2340 X 870	2340 X 920
<b>EA - SINGLE FRAME</b>								
		2105 x 886	2105 x 936	2105 x 986	2105 x 1086	2405 x 886	2405 x 936	2405 x 986
<b>EC1 - SINGLE WITH 1 X 400MM SIDELIGHT</b>								
	Nominal Frame Dimensions +/- 5mm <sup>^</sup>	2105 x 1316	2105 x 1366	2105 x 1416	2105 x 1516	2405 x 1316	2405 x 1366	2405 x 1416
<b>EC2 - SINGLE WITH 2 X 400MM SIDELIGHT</b>								
		2105 x 1746	2105 x 1796	2105 x 1846	2105 x 1946	2405 x 1746	2405 x 1796	2405 x 1846

Note: Sidelight handing to be specified as viewed from the outside of the home.

<sup>^</sup>All states except WA. For exact frame dimensions, please refer to your states Corinthian Price List.

## SPECIFICATIONS

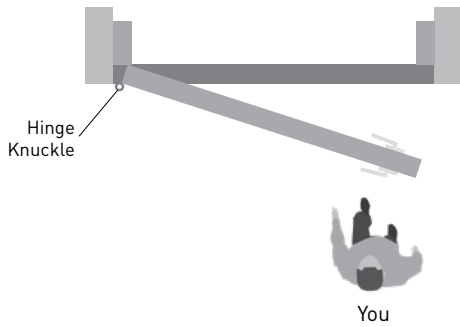
Frame	BAL 40 Enviro-seal frames are fitted with fire retardant bulb seals which insulate your entrance from wind, noise, water and air leakage around all 4 sides of the door when closed. The BAL 40 Enviro-seal frame features an aluminium self-draining sill, which conducts rain away from the door.
Sidelight	Restrictions apply – BAL 40 approved sidelights only.
Merbau Timber	Merbau timber is a natural product, as such the colour, grain and texture can vary. Whilst every attempt is made to ensure timbers match, any variation in colour, grain and texture will not be considered a defect.
Hinges	Frames for doors measuring up to 2040 x 920 require a minimum 3 x external grade stainless steel hinges. Frames for doors over and above this size require 4 x external grade stainless steel hinges.
Pre-finishing & Installation	Light reflective colours should be used on all frames exposed to direct sunlight. Finish Merbau frames with an oil based paint, stain or sealer to reduce bleeding of tannin. If exposed to moisture, unsealed, timber may bleed. In this event wipe over with a wet cloth to restore an even appearance. Entrance frames must be installed in weather protected openings to reduce the effects of weather exposure. Refer to – Door Care and Maintenance recommendations. Failure to adhere to these recommendations will void warranty.
BAL rating	BAL 29 – Deemed to satisfy AS3959. Installation within building must be in accordance with AS3959. BAL 40 – To obtain BAL 40 certification in accordance with AS1530 – a BAL 40 door, frame, sidelight and hardware must all be supplied by Corinthian doors.
Warranty	5 Years – Terms and conditions apply – refer to Warranty and Terms and Conditions of Sale.
Special Sizes	Prices and lead-times upon application. Special sizes will be Made to Order.
Made To Order (MTO)	All frames are Made To Order (MTO). MTO frames including value added services applied to frames may only be cancelled on day of ordering. For further information contact Corinthian Customer Service.

# BAL 40 ENVIRO-SEAL ENTRANCE FRAMES

## DOOR HANDING PRE-HUNG OPTIONS

### LEFT HAND HINGED

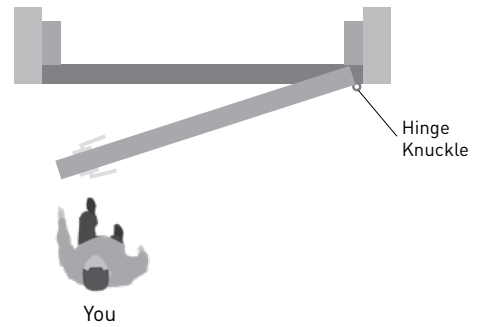
Hinge knuckle on the left side of the door.



View the door from the side you pull towards you.  
This is also the side the hinge knuckle is visible.

### RIGHT HAND HINGED

Hinge knuckle on the right side of the door.



View the door from the side you pull towards you.  
This is also the side the hinge knuckle is visible.