

**Galintel®**

**RETAINING  
WALL POST**  
Installation Guide

**BEST RETAIN AND  
FENCE SOLUTION**

The Galintel® brand  
is proudly owned by



# Contents

	Page No.
01 Introduction	02
02 Products	03
03 Installation	06

**Galintel®**

**THE  
TRUSTED  
NAME IN  
HOT-DIP  
GALVANISED  
STEEL  
BUILDING  
PRODUCTS**



**Galintel** stocks and supplies an extensive range of heavy duty retaining wall steel posts and accessories, hot-dip galvanised to AS/NZS4680 to ensure durability.

### **Building Approval & Certification**

For retaining walls up to 1m high, local authorities generally do not require building approval or engineering certification. Retaining walls within 1.0m of a building or adjoining property, irrespective of height, will generally require local council approval and engineering certification.

It is recommended that you check with local authorities prior to commencement. Special designs may also be required depending on wall height, post spacing, slope steepness or soil conditions. Retaining walls may also be required to be battered back from the vertical (leans back into the bank).

### **Materials**

All steel posts are hot-dip galvanised to AS/NZS4680. Minimum concrete grade in post hole to be 25MPa. For simplicity, this guide is based on installing a 1m high wall with 200 x 75 x 1800mm timber sleepers.

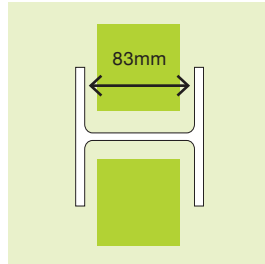
Adequate drainage is critical to avoid water retention. Drainage ag-pipe, non woven geotextile fabric, waterproof plastic membrane and gravel shall be installed to the rear of the retaining wall. Draining shall be installed in accordance with AS/NZS3500 Plumbing & Drainage and other relevant codes and guidelines.

# RETAINING WALL POST

## 100MM SERIES TO SUIT 75MM SLEEPERS

Hot-Dip galvanised to comply with AS/NZS4680

### H-Section Joiner Post

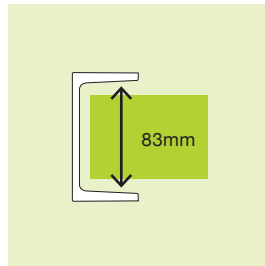


Available standard length range – 100mm Series:

(m)	0.9	1.2	1.5	1.8	2.1	2.4	2.7	3.0	3.3	3.6
H-Section	✓	✓	✓	✓	✓	✓	✓	✓	✓	✓

Steel weight guide: 14.8kg/m

### C-Section End Post

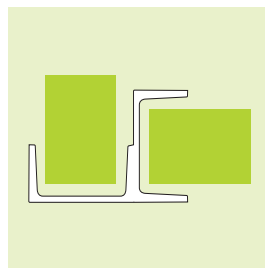


Available standard length range – 100mm Series:

(m)	0.9	1.2	1.5	1.8	2.1	2.4	2.7	3.0	3.3	3.6
C-Section	✓	✓	✓	✓	✓	✓	✓	✓	✓	✓

Steel weight guide: 8.33kg/m

### 90° Corner Post

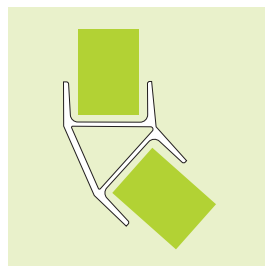


Available standard length range – 100mm Series:

(m)	0.9	1.2	1.5	1.8	2.1	2.4	2.7	3.0
90° Joiner	✓	✓	✓	✓	✓	✓	✓	✓

Steel weight guide: 17kg/m

### 45° Corner Post



Available standard length range – 100mm Series:

(m)	0.9	1.2	1.5	1.8	2.1	2.4	2.7	3.0
45° Joiner	✓	✓	✓	✓	✓	✓	✓	✓

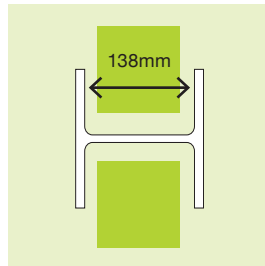
Steel weight guide: 20kg/m

# HEAVY DUTY RETAINING WALL POST

## 150MM SERIES TO SUIT 100MM SLEEPERS

Hot-dip galvanised to comply with AS/NZS4680

### H-Section Joiner Post

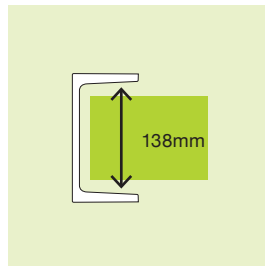


Available standard length range – 150mm Series:

(m)	1.2	1.6	2.0	2.4	2.6	2.8	3.0	3.2	3.4	3.6	3.8	4.0	4.2	4.4	4.6	4.8
H-Section	✓	✓	✓	✓	✓	✓	✓	✓	✓	✓	✓	✓	✓	✓	✓	✓

Steel weight guide: 23.4kg/m

### C-Section End Post



Available standard length range – 150mm Series:

(m)	1.2	1.6	2.0	2.4	2.6	2.8	3.0	3.2	3.4	3.6	3.8	4.0	4.2	4.4	4.6	4.8
C-Section	✓	✓	✓	✓	✓	✓	✓	✓	✓	✓	✓	✓	✓	✓	✓	✓

Steel weight guide: 17.7kg/m

Other lengths available on request & conditions apply.



## RETAINING WALL FENCE BRACKET

Galintel® Fence Brackets are designed specifically to join timber and steel fence posts to Galintel Retaining Wall Posts.

Their universal design makes it suitable for both 100mm & 150mm Series Galintel Retaining Wall Posts, providing easy installation when constructing timber and steel fencing on top of retaining walls.

### Timber Fence Bracket

**Available range:**

Available in 6mm for timber fence posts

**Suits:** H Post, C Post, 90° Corner Post, and 45° Corner Post

**Code:** RWPFBHDT

**Nut, bolt and washer included**

### Steel Fence Standard Bracket

**Available range:**

Available in 6mm for steel fence posts

**Suits:** H Post, C Post, 90° Corner Post, and 45° Corner Post

**Code:** RWPFBFS

**Nut, bolt and washer included**

### Steel Fence Offset Bracket

**Available range:**

Available in 6mm for steel fence posts

**Suits:** 90° Corner Post

**Code:** RWPFBFS90

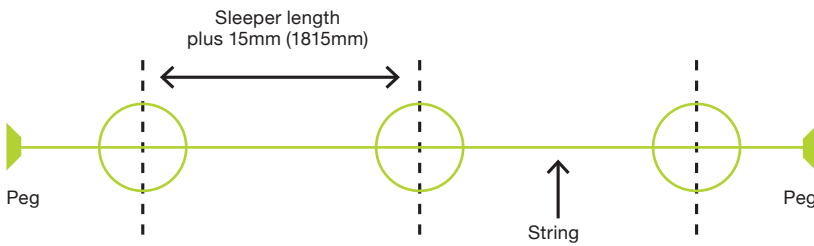
**Nut, bolt and washer included**



# ASSEMBLY AND INSTALLATION

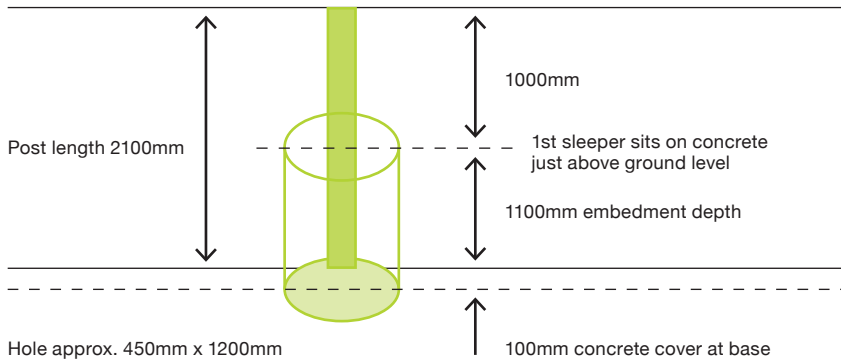
## STEP 1: Setup

Use a string line to ensure correct alignment and set pegs about 500mm from the ends of the retaining wall.



## STEP 2: Post Holes

The post holes into which the retaining wall posts will be placed shall be 450mm diameter with minimum 100mm concrete cover below the post. Footing depth is typically equal to the height of the retaining wall. For this example, therefore, the post hole is 1200mm.



## STEP 3: Alignment & Concrete

Once the holes are ready, place post and align with a spirit level. Fix a timber guide rail along the string line to ensure the concrete levels are all equal. The timber rail guide can also be used to stabilise the retaining wall post during concrete pouring.

Pour concrete into holes and level.



### STEP 4: Installing Sleepers

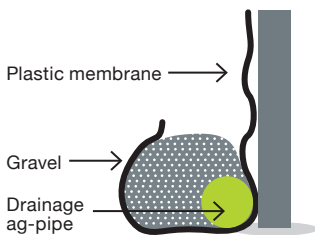
After the concrete has cured, place the first sleeper and check alignment. Packing material may be required to ensure the sleeper is level. The first sleeper rests on the concrete surface slightly above ground level.

The remaining sleepers can now be added.



### STEP 5: Drainage & Backfill

Place non woven geotextile fabric or a plastic waterproof membrane material behind the retaining wall. Position the ag-pipe at the bottom of the wall and fill with gravel to approx. 300mm deep to allow for drainage.



### STEP 6: Caution

Although timber sleepers are designed to retain the soil load behind the wall, they are not designed to take extra loads due to placement of machinery or heavy equipment directly behind the wall. It is recommended that no additional loads be placed within 1m of the wall edge.

NOTE: The information in this publication is provided for use as a GUIDE ONLY. Except to the extent that responsibility cannot lawfully be excluded, NEPEAN Building & Infrastructure (“NB&I”) does not accept responsibility for any loss or damage of any kind however arising in connection with the selection and use of Galintel® Retaining Wall Post. NB&I recommends that local council building requirements and professional advice be sought in the selection and use of Galintel® Retaining Wall Post.

## NEPEAN Building and Infrastructure

Australia's largest, fully integrated manufacturer and supplier of galvanised metal products for industrial, commercial and residential buildings.

### Galintel®

Galvanised steel lintels, retaining wall posts and specialist building products

### Weldlok®

Grating, handrail and drainage products

### Mastermesh®

Expanded and perforated metal

### Galserv®

Hot-dip galvanising

---

## CONTACT DETAILS

### Galintel National Orders and Customer Service

**P:** 1800 LINTEL (1800 546 835)

**F:** + 61 2 6691 2121

**E:** [galintel@nepean.com](mailto:galintel@nepean.com)

### NEPEAN Building & Infrastructure National Sales Branches

#### New South Wales

137 Rookwood Road  
PO Box 57  
Yagoona NSW 2199

#### Victoria

171 Derrimut Drive  
Derrimut VIC 3030

#### Queensland

967 Nudgee Road  
PO Box 283  
Banyo QLD 4014

#### Western Australia

1/103 Campbell Street  
Belmont WA 6104

#### Galintel Manufacturing Facility

45-47 Wingara Drive  
PO Box 396  
Coffs Harbour NSW 2450

#### Head Office

137 Rookwood Road  
PO Box 57  
Yagoona NSW 2199

---

Information contained in this brochure is supplied in good faith and with the view to assist the user in the correct selection of our products. Customers are responsible for ensuring that products usage is appropriate, fit for purpose, safe and compliant with relevant Australian Standards and Building Codes. While every care is taken to ensure that the information contained in this brochure is correct, no warranty is made nor is any condition expressed or implied. The information contained herein does not constitute an offer nor do we guarantee its accuracy or completeness and assume no responsibility for errors or omissions or for any consequences of reliance on this publication. NEPEAN Building and Infrastructure is committed to continual product improvement and therefore reserves the right to change details and designs without notice.

© NEPEAN, June 2019



**NEPEAN**  
Building &  
Infrastructure

[www.galintel.com.au](http://www.galintel.com.au)

