



ELITE ALUMINIUM ORDER FORM

To complete form: Click shaded areas to type. Click box to tick and select required option. Provide all information as listed in relevant section.
Please complete one (1) form per Door. **This form is for ordering the Elite Door AND Weatherguard Entrance Frame**

IMPORTANT INFORMATION

PLEASE ENSURE ALL MEASUREMENTS AND SPECIFICATIONS ARE ACCURATE, SITE MEASURED AND CHECKED BEFORE ORDERING. ELITE ALUMINIUM DOORS & WEATHERGUARD FRAMES ARE MADE TO ORDER AND CAN NOT BE ADJUSTED ON SITE

MAXIMUM DOOR HEIGHT: 2340mm
MAXIMUM DOOR WIDTH: 1200mm

OVERALL FRAME HEIGHT: Door Height + 60mm
OVERALL FRAME WIDTH 4of Jamb: Door Width + 67mm

OVERALL FRAME SIZE CALCULATION:
Opening Size - 10mm (Clearance)


DOOR FINISH:
All Elite doors are powder coat finished.
Choose from 6 colour options.

HINGES:
All doors up to 2100x920 require 3 hinges
Doors over 2100x920 MUST have 4 hinges

GLASS OPTIONS:
All glass options are safety glass.
Toughened Glass only for BAL zones

DOOR HANDLES:
Choose from selected door handles
Doors supplied prepped for selected handle.
Door Handles supplied loose.

FRAME DETAILS:
Frames to suit Elite doors are Weatherguard Entry Frames
Feature Timber Jamb & Head and Self-Draining Aluminium Sill.
Supplied with full perimeter seals. Supplied Assembled.
Merbau Only for BAL12.5, BAL19 & BAL29

BUSHFIRE ZONE REQUIREMENTS:
Elite Aluminium Doors can be used in
BAL12.5, BAL19 & BAL29 zones.
Look for the  icon for available options.

ENTER CUSTOMER DETAILS

CUSTOMER _____	ORDER DATE _____
SITE ADDRESS _____	REFERENCE _____
SITE CONTACT _____	CONTACT PHONE _____
ORDERED BY _____	ORDER NUMBER _____

ENTER DOOR SIZES & REQUIREMENTS


Please enter ALL door information below.

DOOR HEIGHT:	DOOR WIDTH:
<input type="checkbox"/> 2040mm	<input type="checkbox"/> 820mm
<input type="checkbox"/> 2340mm	<input type="checkbox"/> 1200mm
<input type="checkbox"/> Other: _____mm	<input type="checkbox"/> Other: _____mm



DOOR INSTALLATION:


New door

Replace existing door

IS THIS DOOR FOR A BUSHFIRE ZONE? 

Yes (Please select BAL zone below) No

BAL 12.5  BAL 29 

BAL 19 

Note: Doors not suitable for over BAL29 zones







CHOOSE DOOR MODEL

Please tick which Door Model is required

CHOOSE DOOR FINISH




Please tick door finish required.

Please note: Colours are indicative only. Different screens and printers can affect the appearance of colours and the actual product may differ in colour to the above.

CHOOSE GLASS TYPE

Please select glass for your door from the below options (if required)

LAMINATED SAFETY GLASS (Standard)	TOUGHENED GLASS  (Must be used for doors in BAL zones)
<input type="checkbox"/> Clear <input type="checkbox"/> Translucent	<input type="checkbox"/> Clear <input type="checkbox"/> Frosted
	



ELITE ALUMINIUM ORDER FORM

To complete form: Click shaded areas to type. Click box to tick and select required option. Provide all information as listed in relevant section. Please complete one (1) form per Door. This form is for ordering the Elite Door AND Weatherguard Entrance Frame

ENTER HINGE REQUIREMENTS

NO. OF HINGES: 3 4

HINGE COLOUR (Please select from below options)

<input type="checkbox"/> Satin Chrome	<input type="checkbox"/> White	<input type="checkbox"/> Black
---------------------------------------	--------------------------------	--------------------------------

SELECT DOOR HANDING

Select door handing. View from outside looking at door.

A B

ENTER DOOR HANDLE REQUIREMENTS

CHOOSE YOUR DOOR HANDLE

C4 Euro Swan Handle with Mortice Lock

Lock Prep & Supply Handle/Lock (Please select finish from the options below)

<input type="checkbox"/> Satin Chrome	<input type="checkbox"/> White	<input type="checkbox"/> Black
---------------------------------------	--------------------------------	--------------------------------

OPTIONAL:
 Lock Prep Only (no handle etc supplied)

C4 Euro Tumut Handle with Mortice Lock

Lock Prep & Supply Handle/Lock (Please select finish from the options below)

<input type="checkbox"/> Satin Chrome	<input type="checkbox"/> White	<input type="checkbox"/> Black
---------------------------------------	--------------------------------	--------------------------------

OPTIONAL:
 Lock Prep Only (no handle etc supplied)

PLEASE SELECT IF YOU REQUIRE A FRAME TO SUIT YOUR DOOR IN THE SECTION BELOW.

ENTER FRAME DETAILS

Please enter ALL frame information below.

WEATHERGUARD FRAME REQUIRED?

No

Yes (Please complete ALL frame requirements in the sections below)

Note: If doors are to be used in a Bushfire Zone, the door & frame MUST be ordered together

ENTER FRAME DETAILS

OVERALL FRAME HEIGHT:	OVERALL FRAME WIDTH:	FRAME MATERIAL:	JAMB SIZE:
<input type="checkbox"/> 2100mm (2040 door)	<input type="checkbox"/> 887mm (suit 820 door)	<input type="checkbox"/> H3 Treated Pine	<input type="checkbox"/> 140f x 40f
<input type="checkbox"/> 2400mm (2340 door)	<input type="checkbox"/> 1267mm (suit 1200 door)	<input type="checkbox"/> Meranti	<input type="checkbox"/> 160f x 40f
<input type="checkbox"/> Other: _____mm	<input type="checkbox"/> Other: _____mm	<input type="checkbox"/> Merbau	

Please note: Overall Frame Height & Width includes your sidelite/s (if any). Refer to "Important information" on how to calculate overall frame size from opening size.

CHOOSE FRAME CONFIGURATION

Please tick the configuration you require and enter all sizes.

Please note: All Frame handings are viewed from OUTSIDE and the doors open inwards.

<input type="checkbox"/> A	<input type="checkbox"/> B	<input type="checkbox"/> EG	<input type="checkbox"/> FG
<input type="checkbox"/> CG	<input type="checkbox"/> DG		

SEND COMPLETED FORM BACK TO HUME

Please ensure all areas of the form have been completed and checked then send back to Hume by email below:

ATTENTION: SALES DEPARTMENT EMAIL: sales@humedoorsqld.com.au

If you have any questions please contact the Sales Department on 07 3489 6200