



ENGINEERED BUILDING PRODUCTS

TYLOKPLATE



creating the **advantage**



THE FAST NO FUSS TIMBER CONNECTOR

APPLICATION:

TylokPlates do not require special pressing equipment. They can be simply driven in with a carpenter's hammer. TylokPlates are suitable for all softwoods and some unseasoned hardwood timbers.

NOTE: Difficulty may be experienced driving into dense seasoned hardwood and some unseasoned hardwood timber.

USES

- TylokPlates are used extensively for joining wall plates in timber wall frames.
- TylokPlates can also be used to manufacture roof trusses.

ADVANTAGES

- TylokPlates are fully tested and can be used in engineered structures.
- TylokPlates are easily applied using a normal carpenter's hammer.
- No special equipment is required.
- TylokPlates can be applied on site.

SPECIFICATIONS:


Steel Grade	G300
Thickness (Total Coated)	1.2mm
Galvanized Coating	Z275
Product Code	See Table

**This Engineered Building Product complies with the
National Construction Code Series and Australian Standards.**

PRODUCT CODES

TylokPlates are described by the number of rows and columns of teeth. For example TL4T7 has 4 columns and 7 rows of teeth.

Product Code	Length (mm)	Width (mm)	No. Teeth Per Plate
TL4T5	120	43	20
TL6T5	180	43	30
TL4T7	120	64	28
TL6T7	180	64	42
TL2T10	60	85	20
TL3T10	90	85	30
TL4T10	120	85	40
TL6T10	180	85	60
TL8T10	240	85	80
TL4T15	120	127	60
TL6T15	180	127	90
TL8T15	240	127	120
TL10T15	300	127	150



LOAD DATA

Limit State Design Capacity (N/effective tooth) for plate axis parallel to load and grain						
Joint Group	J2	J3	J4	JD3	JD4	JD5
DL	214	186	136	200	157	136
DL+Roof LL	289	251	183	270	212	183
DL+WL	429	372	272	400	314	272

Steel Limit State Design Capacity for a Pair of Plates (N/mm) ¹	
Longitudinal Tension	367
Lateral Tension	125
Longitudinal Shear	134
Lateral Shear	134

¹ Do not apply adjustment factors to these design capacities.

NOTE: The design capacities for tooth nails are for loads parallel to the plate axis and grain. Where loads are applied parallel to the plate axis but perpendicular to the grain adopt 80% of these values.

For all other directions of load to plate axis and grain, contact MiTek.

Values in this table incorporate the Category 1 capacity factor (ϕ) for houses. For other categories, multiply the design capacities by the following factors. Refer to AS1720.1 for a full definition of each category.

Category	1	2	3
Adjustment factor	1.00	0.94	0.88

TYLOKPLATE - INSTALLATION

1. Simply place the TylokPlate in the required location over the two timber members to be joined (Figure. 1) and fix teeth into timber with a carpenters hammer (Figure. 2).

Figure 1



Figure 2



For more information about MiTek's Engineered Building Products or any other MiTek products or your nearest licensed MiTek fabricator, please call your local state office or visit: mitek.com.au



TL-07/15

HOME OF GANG-NAIL BUILDING SYSTEMS

creating the **advantage**

VIC (03) 8795 8888 NSW (02) 8525 8000 QLD (07) 3861 2100 SA (08) 8234 1326 WA (08) 9412 3534 New Zealand (09) 274 7109